

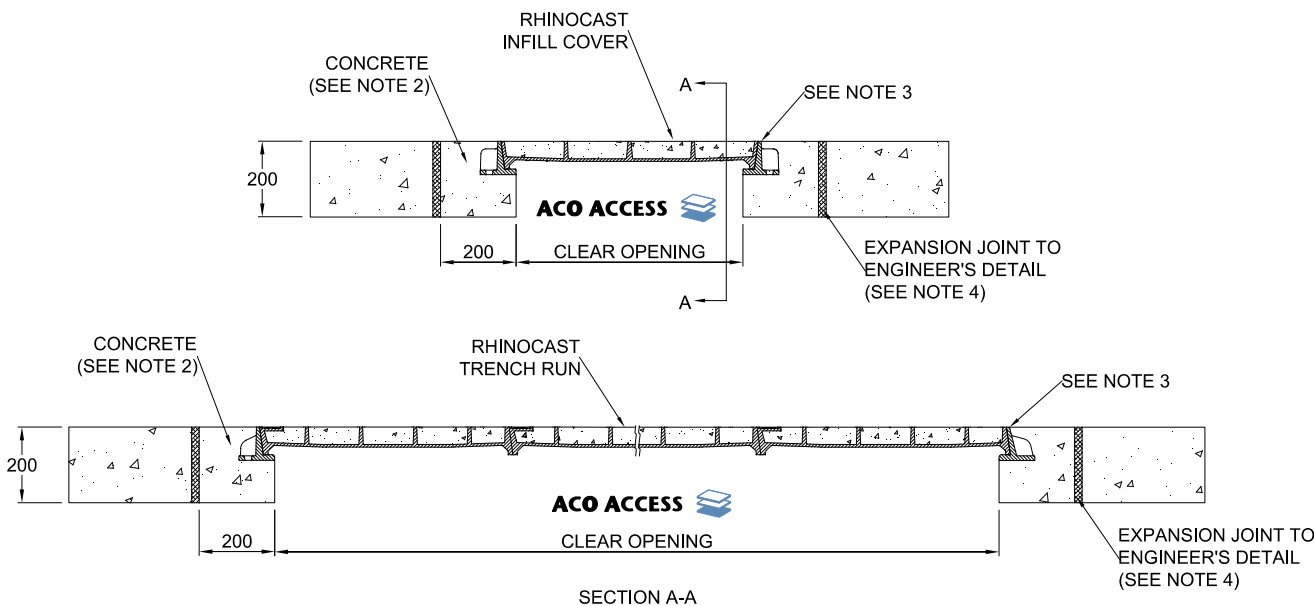



ACO ACCESS 	INSTALLATION DRAWING	
DRWG# XATR-DC www.acoaus.com.au	Rhinocast Trench Run Infill Covers	
	Class D240: Concrete	



NOTES:

1. Specific site conditions may require an increase in these dimensions or reinforcement. It is the customer's responsibility to ensure the concrete encasement is designed for the application. *Engineering advice may be required.*
2. A minimum concrete strength of 32MPa is recommended. The concrete should be vibrated to eliminate air pockets.
3. The finished level of the concrete surround must be flush with the top of the frame.
4. Expansion and crack control joints are recommended to protect the pit and the concrete surround. *Engineering advice may be required.*
5. Refer to ACO's latest installation instructions for complete details.

ACO ACCESS 	SPECIFICATION CLAUSE	ACO Pty Ltd 134-140 Old Bathurst Road Emu Plains NSW 2750 Tel: 1300 765 226 Tel: +61 2 4747 4000 e: technical@acoaus.com.au
DRWG# XATR-DC	Rhinocast Trench Run Infill Covers	
www.acoaus.com.au		
<p>Trench run access covers & frames are to be ACO Access Rhinocast Infill manufactured from ductile iron with minimum tensile strength of 600MPa and minimum elongation of 10% to conform to AS 3996. The cover systems shall satisfy AS 3996 Load Class D 240kN.</p> <p>Standard Locking bolts (SL) / security rated Security Bolts (SB)* shall be used to secure the Cover**</p> <p>Concrete infill covers to be filled in accordance with AS 3996**</p> <p>* Please delete where appropriate.</p> <p>** Option</p>		