

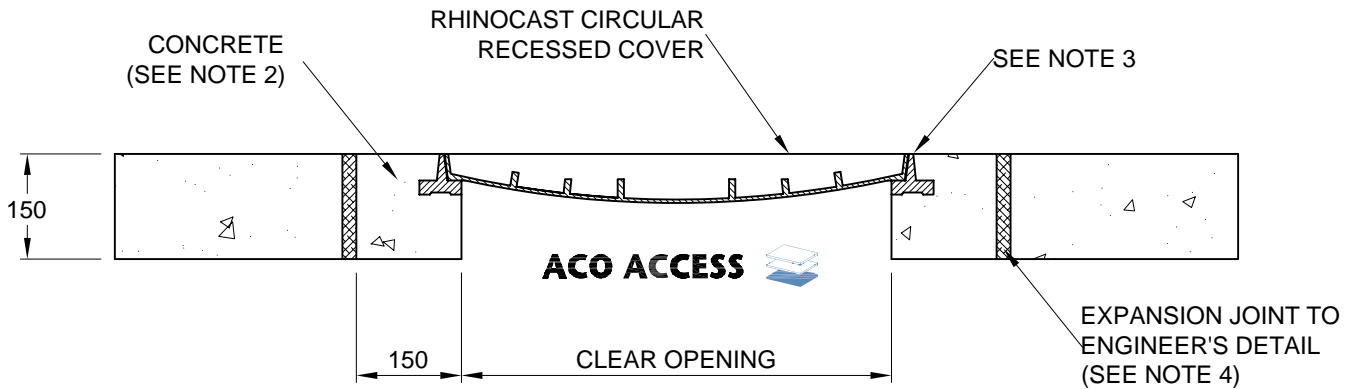


<b>ACO ACCESS</b> 	<b>INSTALLATION DRAWING</b>	
DRWG# XACR-ABC www.acoaus.com.au	<b>Rhinocast Circular Recessed Cover</b>	
<b>Class A-B: Concrete</b>		



**NOTES:**

1. Specific site conditions may require an increase in these dimensions or reinforcement. It is the customer's responsibility to ensure the concrete encasement is designed for the application. *Engineering advice may be required.*
2. A minimum concrete strength of 25MPa is recommended. The concrete should be vibrated to eliminate air pockets.
3. The finished level of the concrete surround must be flush with the top of the frame.
4. Expansion and crack control joints are recommended to protect the pit and the concrete surround. *Engineering advice may be required.*
5. Refer to ACO's latest installation instructions for complete details.

<b>ACO ACCESS</b> 	<b>SPECIFICATION CLAUSE</b>	ACO Polycrete Pty Ltd 134-140 Old Bathurst Road Emu Plains NSW 2750 Tel: +61 2 4747 4000 Fax: +61 2 4747 4060 e: technical@acoaus.com.au
DRWG# XACR-ABC www.acoaus.com.au	<b>Rhinocast Circular Recessed Cover</b>	

All access covers & frames are to be ACO Access Rhinocast (StandardsMark licence no. 2646) manufactured from minimum grade 600-3 - Spheroidal Ductile cast iron to conform to AS 1831, frames manufactured from minimum grade T220 Grey cast iron to conform to AS 1830. The cover systems shall satisfy AS 3996 Load Class B 80kN. For sizes, part nos. & configurations refer to Drawing No. \_\_\_\_\_\*

Standard/ Barri Bolts\* shall be used to secure the Cover\*\*  
 Concrete infill covers to be filled in accordance with AS 3996\*\*

\* Please delete or complete where appropriate.  
 \*\* Option