

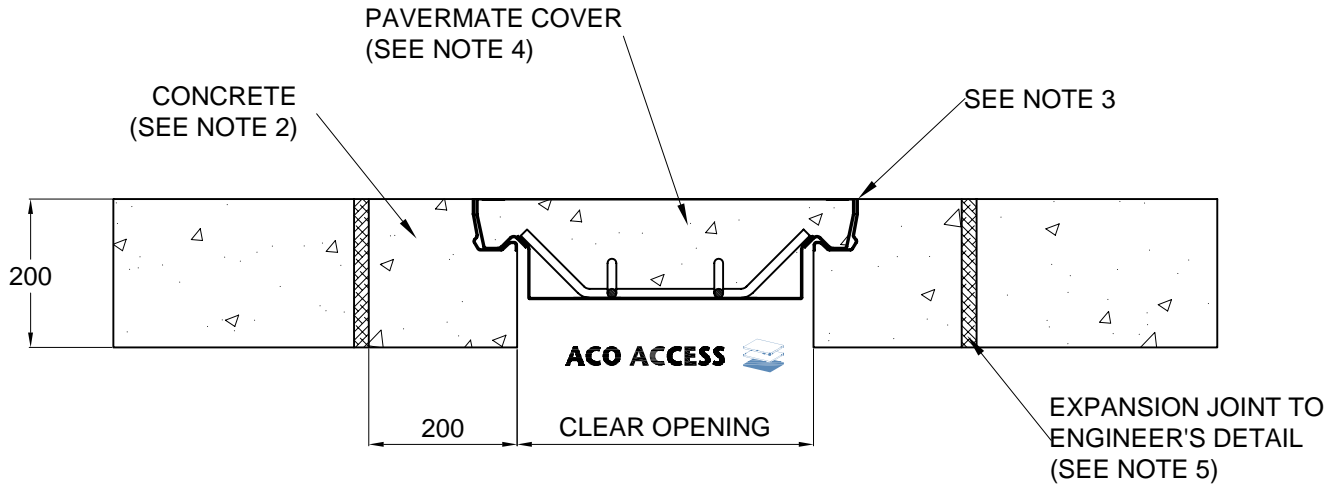


ACO ACCESS 	INSTALLATION DRAWING	
DRWG# XA1P-CC www.acoaus.com.au	Pavermate Access Cover: Concrete	
For 5000kg Nominal Wheel Load		



NOTES:

1. Specific site conditions may require an increase in these dimensions or reinforcement. It is the customer's responsibility to ensure the concrete encasement is designed for the application. *Engineering advice may be required.*
2. A minimum concrete strength of 25MPa is recommended. The concrete should be vibrated to eliminate air pockets.
3. The finished level of the concrete surround must be flush with the top of the frame.
4. Concrete must be set into the cover prior to pouring concrete surround.
5. Expansion and crack control joints are recommended to protect the pit and the concrete surround. *Engineering advice may be required.*
6. Refer to ACO's latest installation instructions for complete details.

ACO ACCESS 	SPECIFICATION CLAUSE	ACO Polycrete Pty Ltd 134-140 Old Bathurst Road Emu Plains NSW 2750 Tel: +61 2 4747 4000 Fax: +61 2 4747 4060 e: technical@acoaus.com.au
DRWG# XA1P-CC www.acoaus.com.au	Pavermate Access Cover	

All access covers & frames are to be ACO Access Pavermate (for 5000kg nominal wheel load). Covers are manufactured from steel of minimum thickness 2mm and galvanised to AS 4680. Covers are to be fitted with a polyethylene gas & water seal and contain 4 high tensile steel M16 bolts. For sizes, part nos. & configurations refer to Drawing/ Table No. _____*

Pavermate covers are to be filled with concrete to a depth of 45mm with a minimum compressive strength of 32 MPa at 28 days, and minimum cement content of 400kg/m³.

* Please delete or complete where appropriate.